












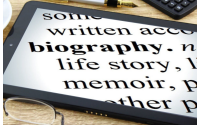





Gardening Menu

1 Garden Data Table	2 Get Ready to Garden	3 Garden Poetry	4 Garden Persuasive Writing	5 Gardening Journal
6 Planting A Garden	7 Garden Research	8 Create Your Own Terrarium	9 Gardening and Our Community	10 Composting
11 Garden Calculations	12 Write An ABC Book on Gardening	13 CREATE	14 Garden Memoir	15 Farmstand Planning
16 Short Story	17 Picture Book	18 Nutrition Handbook	19 Garden Art	20 Recipes From Your Garden

Menu Item	Menu Item Description	Menu Item Recommended Supplies										
<div>1: Garden Data Table</div> <div><table><tr><th>Vegetable</th><th>Number</th></tr><tr><td>Broccoli</td><td>23</td></tr><tr><td>Carrot</td><td>14</td></tr><tr><td>Peas</td><td>17</td></tr><tr><td>Spinach</td><td>9</td></tr></table></div>	Vegetable	Number	Broccoli	23	Carrot	14	Peas	17	Spinach	9	Create a data table. Your data table should include rows and columns with headers, composed of information to record and document such as what you would plant, why you chose to plant this item, what the plant needs will be. Add another piece of data for your table. Make sure your data table has a title and is clear and easy to read.	Pencil/pen Paper Colored pencils Crayons Markers
Vegetable	Number											
Broccoli	23											
Carrot	14											
Peas	17											
Spinach	9											
<div>2: Get Ready to Garden</div> <div></div>	Get your garden ready to plant. Clean out the garden beds you already have and/or create a space for future planning with gardening tools.	Wheelbarrow Gardening Gloves Rake Trowel										
<div>3: Garden Poetry</div> <div></div>	Create at least 5 poems about poetry. Some poem ideas include but are not limited to acrostic, shape poems, limerick, haiku, and free verse.	Pencil/pen Paper Colored pencils Crayons markers										
<div>4: Garden Persuasive Writing</div> <div></div>	Some people create a garden because they want, others because there is a need. Write about each type and convince someone why they should start a garden!	Pencil/pen Paper										
<div>5: Garden Journal</div> <div></div>	Plan what you would like to plant, calculate the cost, include drawings and diagrams of what the garden will look like.	Pencil/pen Paper Colored pencils Crayons Markers										

<p>6: Planting A Garden</p> 	<p>Now would be a great time to start growing your seeds. You can use planters or cups.</p> <p>https://buggyandbuddy.com/gardening-kids-planting-seeds-free-printable</p>	<p>Seeds Soil Shovel Trowel</p>
<p>7: Garden Research</p>  	<p>What are the items you want to plant? When should you plant them? What could you plant next to them as a natural pesticide? Evaluate how much room each item will need to grow. If you have a device to use for research, you can search online. You could also use https://www.getepic.com/sign-in or your library may have Overdrive if you would like to borrow and read books online.</p>	<p>Pencil/Pen Paper Books Electronic device for research</p>
<p>8: Terrarium</p> 	<p>Take a 1 or 2 liter plastic bottle, with its cap on, label off, and have an adult cut it in half, leaving part of the bottle still attached. Fill the bottom part of the bottle with some pebbles and then soil. Make 2 holes, about 2 inches apart, and plant seeds in it. Cover the holes with soil. Water the seeds and close the bottle. Tape up the sides so that no air can get into the bottle. Put your bottle in a place that will get sunlight. Observe each day. You can keep a journal if you'd like, including diagrams. When your seedling is ready, you can transplant it!</p> <p>https://climatekids.nasa.gov/mini-garden/ https://www.makeandtakes.com/make-a-kid-friendly-terrarium</p>	<p>1 or 2 liter plastic bottle Tape Pebbles Soil Seeds</p>
<p>9: Gardening and Our Community</p> 	<p>What should someone do if they have too much food from their garden that they cannot eat? Create a list and share it with at least three people.</p>	<p>Pencil paper</p>

<p>10: Composting</p> 	<p>How would compost benefit a garden? Find out more about composting. If you already compost, now might be the time to put your compost in your garden. Research about what composting is and why it is good for a garden. Share your knowledge with others to try to convince them to start their own compost at home (or at school, or at work). If you don't compost already, you may want to start to.</p> <p>https://your.caerphilly.gov.uk/kidsgogreen/activity-zone/get-composting https://aggie-horticulture.tamu.edu/kindergarden/kidscompost/CompostingForKids.pdf</p>	<p>Books Electronic Device</p>
<p>11: Garden Calculations</p> 	<p>Create your garden (on paper or at your house) and calculate the area and the perimeter. Consider the materials and the cost. Identify places in your local/surrounding communities you could shop.</p>	<p>Paper pencil</p>
<p>12: Write An ABC Book on Gardening</p> 	<p>Create an informational alphabet book of gardening for a PK to 2 audience</p>	<p>Paper Pencil Crayons Markers Colored Pencils</p>
<p>13: Create</p> 	<p>Students will create and complete an activity they would like about gardening not already listed on the learning menu.</p>	<p>Paper Pencil</p>
<p>Garden Memoir</p> 	<p>Write a memoir (real or imagined) of a time you planted a garden.</p>	<p>Paper Pencil</p>
<p>Farmstand</p>	<p>Plan for a farmstand. Create a spending plan for items such as seeds.</p>	<p>Paper</p>

Planning 	Identify the items you would sell at your farm stand. Calculate how much you would sell each item for, and your potential profit.	<p>pencil</p>
Short Story 	Identify an animal who lives in your garden. Write a short story about this animal who resides in your garden from the animal's perspective. Incorporate dialogue with other characters. Create illustrations.	<p>Paper Pencil Markers Colored pencils Crayons</p>
Picture Book 	Create a picture book about a garden. Include illustrations.	<p>Paper Pencil Markers Colored pencils Crayons</p>
Nutrition Handbook 	Design a handbook or brochure of nutrition you would find in fruits and vegetables. Audience should be for your grade level. Include evidence in your brochure of why fruits and vegetables are good for your health.	<p>Paper Pencil Markers Colored pencils Crayons</p>
Garden Art 	Create a diorama, a painting, a detailed drawing, a collage or a slide show presentation showing gardening. You could also create a sculpture for your outdoor garden or potted plant(s).	<p>Paper Pencil Markers Colored pencils Crayons</p>
Recipes from Your Garden 	Organize a list of recipes with ingredients you would harvest from a farm and/or a garden. Recipe	<p>Paper Pencil Markers Colored pencils Crayons</p>

